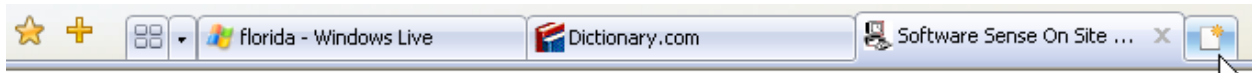






## Tabs



 It's now easier for you to have multiple websites open at the same time. Just click the New Tab button, then type the address of the site you want to visit. Enter. You'll be able to go back and forth between sites by clicking on their respective tabs.

 Use the Thumbnail Tabs to see a thumbnail of all your open sites. The drop-down arrow to the right of it allows you another way to choose which of the open sites you want to view.



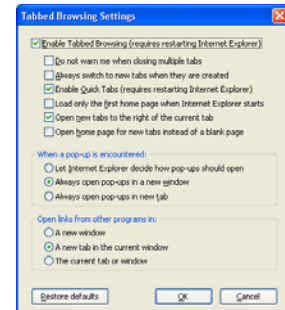
**Tip:** Press the CTRL key or use the middle button of your mouse while clicking links to have the link open with its own tab.



## More Options


To see more settings for your tabbed browsing experience choose:


Tools  Internet Options



## Turn any group of Tabs into a Folder of Favorites

*(advanced)*

Arrange the websites you want to use using the Tabs. Click the Add button  then, Add Tab Group to Favorites...

To open these Favorites as a group, click the Favorites  button. Locate the Tab Group you just made. Right-click on it and choose: Open in Tab Group.

