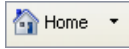




Internet Explorer 7 Home Page

Your home page is displayed when you first start Internet Explorer, or when you click the Home button.



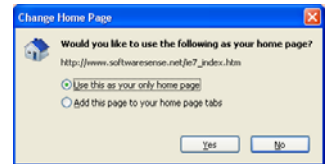
Set Your Home Page



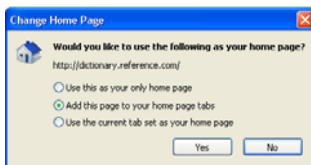
Using the address bar, type in the web address of the page you would like to set as your Home Page. Press Enter. Click the arrow on the right of the Home Page button.




Choose Change Home Page... Select Use this as your only home page.



Multiple Homepages




New to Internet Explorer 7, is the ability to use more than one page as your homepage. To start a Home Page “tab set” or to add the current webpage to your set of Home Page tabs, visit the website you want to add, then click the arrow to the right of the Home button.



Change my Home Page...Select **Add this page to your home page tabs.**

Delete a Home Page

Click the arrow to the right of the Home button  and choose Remove to open the list of your home pages. Click on the page in the list you want to remove and click Yes.

Save Your Home Page “Tab Set” as a Favorite

Click on Home.  Click the Add to Favorites button  then Add Tab Group to Favorites...

Rearrange Homepage Sets

Tools - Internet Options - General

Use you cut and paste skills to arrange the list of web address in the order you want them to appear.